



... wie im Original

*Specialist in
Model Landscaping*

New Items 2020



Figures



Tree with Tweeting Bird



Gras-Master 3.0




**micro-motion Cross-Country Ski Trail
with Après-Ski Cabin**



Easy-Track Railway Route Kit »Karlsberg«


**With novelties of our partners
NOCH kreativ, Ziterdes, KATO and Athearn**

**Focus Theme 2020
»The Four Seasons«**





Already available!



Sylvia Wachter
Purchasing
Manager

Figures fitting to every season! I like the »Santa with Sleigh« and reindeer best.

The Four Seasons in Miniature!

HO, TT, N Figures



Follow us through the four seasons! Whether it's cycling in spring, swimming in summer, playing the alphorn in autumn or skating in winter – NOCH Figures cut a fine figure all year round!

Speaking of »spring«: we're especially delighted to introduce you to same-sex couples this year! Long overdue in the age of the LGBTQ movement!


Expected release: already available at your local dealer.



Donations for Notre-Dame de Paris



The fire in the Notre-Dame de Paris Cathedral in April 2019 was a shock for all of Europe. In order to help, we are donating part of the proceeds from the Figures Sets »Hunchback & Beautiful Girl« and »French Fire Brigade« to the reconstruction efforts.



HO 15849 Bathers


NEW

TT 45849 Bathers

NEW

N 36849 Bathers

NEW




HO 15854 Water Sports

NEW



HO 15897 Bicycle Racers

NEW




HO 15579 Alphorn Players

NEW



HO 15511 Same-Sex Couples

NEW



HO 15481 Pedestrians

NEW

G

O

HO

TT

N

Z



HO 15616 Chopping Wood

NEW

TT 45616 Chopping Wood

NEW

N 36616 Chopping Wood

NEW



HO 15824 Ice Skaters

NEW

TT 45824 Ice Skaters

NEW

N 36824 Ice Skaters

NEW



HO 15923 St Nicholas' Evening

NEW



HO 15732 Deer

NEW



HO 15927 Selling Christmas Trees

NEW

TT 45927 Selling Christmas Trees

NEW

N 36927 Selling Christmas Trees

NEW



HO 15924 Santa Claus with Sleigh

NEW




HO 15023 French Fire Brigade

NEW



HO 15802 Hunchback & Beautiful Girl

NEW



HO 15024 Fire Brigade Netherlands

NEW



HO 15077 Policemen of the Netherlands

NEW



TT 45061 Forest Workers

NEW

N 36061 Forest Workers

NEW



TT 45748 Sheep and Shepherd

NEW

N 36748 Sheep and Shepherd

NEW



Forestry & Agriculture for Railway Modellers and Model Car Enthusiasts!

0 Gauge Figures



This year, NOCH is expanding its 0 gauge range with themed figures relating to forestry and agriculture. The figures are thus not only ideal for use on 0 gauge model railways in the scale 1:45 but also fit tractors and agricultural vehicles by Schuco in the scale 1:43. So, you can design great dioramas with them.

Expected release:

already available: 17902, 17921

expected November 2020: 17830, 17840, 17841, 17842, 17843, 17903

Note: more modelling kits and accessories in 0 gauge can be found on page 37 of this brochure.

The matching vehicles can be found in the Schuco range.

Info at www.schuco.de/en/home

In cooperation with:

Schuco



0 17840 Farmers

NEW



0 17841 Tractor Drivers

NEW



0 17830 Construction Workers

NEW




0 17842 Hunters

NEW




0 17843 Lumberjacks

NEW



0 17903 Farm Animals

NEW



0 17902 Deer

NEW



0 17921 Children in the Snow

NEW

1

0

HO

TT

N

Z



Finally in Gauge 1!

© Foto: Barbara Peter



1 17100 Railway Officials

NEW

Figures for the »The King of Scales«! 1 Gauge Figures



Bit by bit, the NOCH Figures range is growing. From autumn 2020, figures will be available for gauge 1. To be able to design your model locomotives, carriages and platforms, five matching Figures Sets will be released in the scale 1:32.
Expected release: October 2020



1 17110 Engine Drivers Steam Locomotive

NEW



1 17111 Shunters

NEW



1 17150 Passengers

NEW

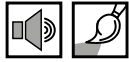


1 17151 Sitting People

NEW


How to Breathe Even More Life into Your Miniature Worlds!

H0 Sound Scenes




Thanks to the compact design of the electronic board with loudspeaker, sound can be installed precisely where it should be. The sound module can be connected to a standard 16 V model railway transformer. Suitable for AC or DC.

Expected release: September 2020



Quynh Tran
CEO of NOCH Asia,
Vietnam

Small gems that are easy to install, that enrich the model railway with great sounds and that are fun!



»Boooooooohhhh! ...«

H0 12821 Alphorn Blower
Makes the sound of several alphorns playing.

NEW



Video clip



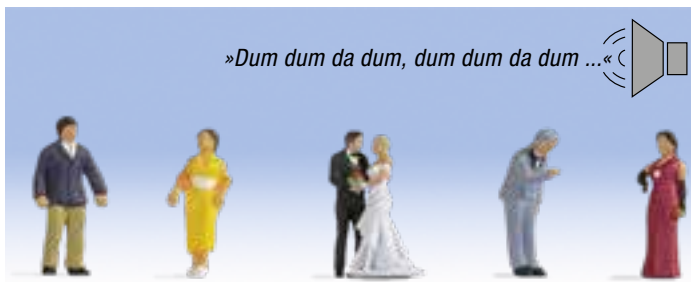
»Woof, woof, grrr ...«

H0 12852 Dogs
Makes the sound of a guard dog barking.

NEW



Video clip



»Dum dum da dum, dum dum da dum ...«

H0 12861 Wedding
Plays the Wedding March.

NEW



Video clip

Made in Germany



**Nils Carstensen
Modeller**

I like the hard foam walls a lot, as they are easy to use and offer a range of possibilities.
A great new product in four variations.

The Perfect Boundary for Model Plots

H0 Walls made of Hard Foam



Hard Foam Walls are perfect boundaries for model buildings, fields, plots and the like. The walls are made of high-grade NOCH Structured Hard Foam and thus look extremely realistic. Another advantage of NOCH Hard Foam is that it is easy to work with.

The walls are separated from the support plate with a craft knife. They can then be shaped and coloured with hot air or hot water (see below).

Expected release: May 2020



HO 58280 Granite Walls

Wall height 2 cm, pillar height 2.2 cm
Total wall length 105 cm

NEW



HO 58281 Basalt Walls

Wall height: 1.5 cm, pillar height 1.9 cm
Total wall length 105 cm

NEW



HO 58282 Sandstone Walls

Wall height 1.4 cm, pillar height 1.8 cm
Total wall length 105 cm

NEW



HO 58283 Natural Stone Walls

Wall height 1.5 cm, pillar height 1.9 cm
Total wall length 105 cm

NEW



Craft Tip: Working on Hard Foam Walls

The walls are separated from the base plate with a craft knife. They can then be shaped with hot air or hot water. For this, bring approx. ½ litre of water to the boil. Then pour a thin stream over the desired spot for about 30 to 40 seconds and bend the wall immediately into the desired shape. Keep the wall in this position until it has cooled down.

The walls can now be primed with a light-coloured Acrylic Paint (e.g. ref. 61196). They are then individually coloured using the paints from the Nature Paints Set (ref. 61200). To better accentuate the structure of the wall, the perfect result can be achieved with white or light grey paint using a dry wiping technique. Now the walls can be installed.



Action and Fun All Year Long!

H0 Themed Figures Sets



A model landscape is and remains a small, intact world that we can create as we like. In keeping with this year's focus theme, »The Four Seasons«, we have developed a completely new product line: NOCH Themed Figures! Each theme contains figures and extensive, finely detailed accessories that allow you to design your favourite scenes in your model world to your heart's content. All parts are intricately painted by hand and enhance every model landscape.

Expected release: September 2020



**Sonja Bernhard
Export**

With these Themed Figures Sets, the possibilities for crafting are endless! It's not easy to choose a favourite!

**Themed Figures Set
»Barbecue Party«**



Themed Figures Set »Barbecue Party«

No sooner is the weather better in the spring and the nights longer and warmer than we dig out our barbecues from the cellar. We buy charcoal, gas, grillables and drinks and get ready to barbecue. Dad is happy to stand with a beer next to the barbecue on the pretext that »I have to watch the food«. That gives him the perfect excuse to avoid any planned household tasks. Now friends are invited, and you get cosy sitting on the terrace or balcony together with sausages, steak and wine and enjoy the balmy summer night!

H0 16200 Themed Figures Set »Barbecue Party« NEW

Contents: 5 Figures, 1 Dog, 2 Kettle Barbecues
1 Gas Barbecue, 1 Barbecue Smoker, 1 Beer Barrel
1 Beer Table, 2 Beer Benches, 2 Camping Chairs
1 Camping Table, 1 Beer Crate (Empty)

G


O

HO

TT

N

Z



**Themed Figures Set
»Camping«**



Themed Figures Set »Camping«

Summertime is holiday time! And where else can you enjoy it more than while camping? Whether it's at a beautiful lake in Southern Europe or in the mountains, on a luxurious campsite or completely alone and independent in the Outback: having your own tent with a campfire and a bottle of beer in your hand – that's true freedom! When camping, you can live for the moment, enjoy yourself and just let yourself unwind in nature.

HO

16201 Themed Figures Set »Camping«

Contents: 4 Figures, 1 Campfire, 2 Rucksacks
1 Ridge Tent, 1 Igloo Tent, 1 Camping Table
2 Camping Chairs (Unfolded)
1 Camping Chair (Folded), 2 Signposts
1 Beer Crate, 1 Stone Well, 1 Wooden Well

NEW




**Themed Figures Set
»Bathing«**



Themed Figures Set »Bathing«
 Pack your swimming trunks and head to the lake, the sea, a river, or outdoor pool. Swimming provides relief during any heatwave in midsummer, and when on holiday, a day at the seaside or a visit to the swimming pool is a must! Young and old have fun in the cool water. Don't forget the parasol; otherwise you might get sunburnt while sunbathing on the lounge. And whoever wants to enjoy the last rays of sunshine in late summer by a stormy sea can play it safe and sit comfortably in a wicker beach chair.

H0 16205 Themed Figures Set »Bathing« NEW
Contents: 6 Figures, 1 Wicker Beach Chair
 2 Deckchairs, 2 Sunloungers, 2 Parasols (Unfolded)
 1 Parasol (Folded)


**Themed Figures Set
»In the Mountains«**



Themed Figures Set »In the Mountains«

As residents of the Allgäu, we love the mountains, and they can be enjoyed all year long. The hike is most beautiful in the autumn because it's not quite as hot as in midsummer. So, quickly lace up your hiking boots, wrap up a snack and a beer for when you reach the summit and off you go to the mountain. The signposts indicate where the paths lead. Past Alpine pastures and mountain meadows, and after a short break on the bench by the small river, climb up to the summit cross. The view of the surrounding valleys is mesmerising. The small houses, trees, forests and fields look like a model landscape from up here.

HO 16210 Themed Figures Set »In the Mountains« NEW
Contents: 6 Figures, 1 Summit Cross, 1 Well
2 Wayside Crosses, 2 Hiking Signposts
1 Wooden Bench with Backrest, 1 Table, 2 Benches
1 Hiking Information Board with Map



**Themed Figures Set
»In the Garden«**




Themed Figures Set »In the Garden«

What could be nicer than a garden of your own? Nowhere else can the fascinating changing of the seasons be better observed. After a long hibernation, flowers and trees come to life again in the spring, blossoming and budding. After blossoms and fruits form over the summer, grow and are harvested, the trees lose their leaves in the autumn. Every hobby gardener takes pleasure in sitting in a well-kept garden, cutting hedges and shrubs, watering flowers and living in harmony with their own little piece of nature.

- H0 16215 Themed Figures Set »In the Garden«** NEW
- Contents:** 6 Figures, 2 Garden Chairs
 1 Kettle Barbecue, 1 Wrought Iron Garden Bench
 1 Wooden Bench, 1 Table, 1 Garden Chair
 1 Wheelbarrow, 1 Folding Table (Square)
 1 Watering Can, 1 Terracotta Tub (Round)
 1 Terracotta Tub (Square)

**Themed Figures Set
»Winter's Day«**



Themed Figures Set »Winter's Day«

Winter really is a fascinating season. It turns cold, and snow suddenly falls from the sky and covers the landscape. This white splendour doesn't just make children's eyes gleam. Whatever stirs little ones and winter sportspeople to true »winter pleasures« means hard work for others! Because driveways and pavements must be freed of snow and car trips turn into adventures. As residents of the Allgäu, we are naturally winter fans!

So, shovel your driveway, put your skis in the car and head off to the cross-country ski trail, which you will find on page 35 of this brochure.

HO

16220 Themed Figures Set »Winter's Day«

NEW


Contents: 6 Figures, 2 Bobsleighs
2 Wooden Sledges, 2 Snowmen, 1 Snow Blower
1 Snow Shovel (Small), 1 Snow Shovel (Large)
1 Sleigh Shovel, 1 Snowboard, 1 Ski Stand with Skis

From October 2020,
 available exclusively at
 participating NOCH dealers.
 More info from September 2020
 at www.noch.com



Decorate Your Landscape!

HO, TT, N Exclusive Ornamental Sets

 Deserted farmyards, forests without forest rangers and no time for a bike tour? Not on our watch! Because among the NOCH Ornamental Sets, you are guaranteed to find lots of ideas you can use as a small scene on your model landscape. The sets each contain figures and matching trees and offer a saving of over 10% compared to buying them separately. So, decorating empty


spaces in the landscape with great scenes is worthwhile! **The Ornamental Sets are exclusive special items, which will only be available at participating trade dealers in autumn 2020 during the NOCH Season Promotion campaign.** Expected release: October 2020



- HO** 94007 Hunters, Lumberjacks & Fir Trees **NEW**
- TT** 94015 Hunters, Lumberjacks & Fir Trees **NEW**
- N** 94011 Hunters, Lumberjacks & Fir Trees **NEW**



- HO** 94002 Toilet Stories & Birch Trees **NEW**



- HO** 94003 Horses & Fruit Trees **NEW**



H0 94004 Farm Animals & Bushes

NEW



H0 94005 Cyclists & Poplars

NEW

TT 94013 Cyclists & Poplars

NEW

N 94009 Cyclists & Poplars

NEW



H0 94006 Farmers & Apple Trees

NEW

TT 94014 Farmers & Apple Trees

NEW

N 94010 Farmers & Apple Trees

NEW



H0 94001 Bathers & Olive Trees

NEW



H0 94008 Children in the Snow & Snowy Fir Trees


NEW

TT 94016 Children in the Snow & Snowy Fir Trees

NEW

N 94012 Children in the Snow & Snowy Fir Trees

NEW





For Perfect Modelling – Roofs and Walls from Natural Materials

HO 3D Structured Roofs and Walls



We have succeeded in significantly improving the well-known NOCH 3D Structured Textures.

The new, large, 28 x 10 cm flexible sheets are three-dimensionally structured and have a super-realistic surface.

The 3D Structured Roofs and Walls are made from the natural raw materials quartz sand and mineral powder, which guarantee a very natural-looking surface and great feel. The 3D Structured Roofs and Walls are therefore the first choice for demanding hobbyists who value realistic and detailed models.

Due to innovative production technology based on a thin but stable backing fabric and using solvent-free bonding agents, the 3D Structured Roofs and Walls are highly flexible.

Expected release: March 2020

Attention: do not process the 3D Structured Roofs and Walls at temperatures below 15°C.

Risk of breakage!



Craft Tip:
Working with 3D Structured Roofs and Walls



The 3D Structured Textures can be cut to size with a pair of scissors or a knife.

Note: due to the way they are produced, some foils have a protective edge which can be removed in this way.



Adhesive is applied to the substrate. We recommend UHU POR.



The 3D Structured Texture is pressed onto the glue bed and adjusted on the substrate. Colour treatment can subsequently be undertaken using any solvent-free paints (e. g. Weathering Powder [ref. 61165] or Nature Paints Set [ref. 61200]).

G

O

HO

TT

N

Z



HO 60350 3D Structured Roof »Pantile«
red, 28 cm x 10 cm

NEW



HO 60351 3D Structured Roof »Pantile«
dark red, 28 cm x 10 cm

NEW



HO 60355 3D Structured Roof »Roof Tile«
red, 28 cm x 10 cm

NEW



HO 60360 3D Structured Roof »Plain Tile«
red, 28 cm x 10 cm

NEW



HO 60365 3D Structured Wall »Stone Slabs«
28 cm x 10 cm

NEW



HO 60370 3D Structured Wall »Layer-Masonry«
28 cm x 10 cm

NEW



HO 60371 3D Structured Wall »Quarystone Wall«
28 cm x 10 cm

NEW



HO 60372 3D Structured Wall »Ashlar Masonry«
28 cm x 10 cm

NEW

**Highlights of the
3D Structured Roofs and Walls:**

- three-dimensional & super realistically structured surfaces
- made from the natural materials quartz sand and mineral powder
- in realistic colours
- high UV resistance
- malleable when heated
- easy to work with



Embossed Walls, Roofs and Walls for Customised Models in H0 and N Gauge!



H0, N 3D Cardboard Sheets

We first presented our 3D Cardboard Sheets for H0 gauge last year. This year, we are expanding our portfolio and are also presenting 3D Cardboard Sheets for N gauge for the first time. The 3D Cardboard Sheets are printed on thick cardboard in realistic matt colours and then press formed. This creates a beautiful surface. Wall, roof and wooden sheets can be easily cut with a pair of scissors or a craft knife. Since they are made of high-quality cardboard, they can be bent and fixed to the landscape with a hot glue gun or NOCH Landscaping Glue (ref. 61133). For example, plastic bridge piers or simply walls and portals made of

plywood or chipboard can be realistically clad. To simplify the designing of tunnel portals for you, a cutting pattern is printed on the cardboard sheets, which are suitable for tunnel portals in H0, TT and N scale widths.

There's no limit to your imagination!

Expected release: March 2020



H0 **56601** Display Box
3D Cardboard Sheets
Contents:
112 pieces, sorted

NEW



N **56900** Display Box
3D Cardboard Sheets
Contents:
80 pieces, sorted

NEW



Craft Tip:
3D Cardboard Sheets



The 3D Cardboard Sheets can be easily cut with a knife or a pair of scissors. The cardboard is sturdy and can be easily bent and affixed with craft glue (e.g. NOCH Landscaping Glue, ref. 61133). In this way, customised structures can be created in no time at all.

G

O

H0

TT

N

Z



HO 56642 3D Cardboard Sheet »Lime Stone Wall«
beige, 25 cm x 12.5 cm

NEW



HO 56669 3D Cardboard Sheet »Industrial Wall«
25 cm x 12.5 cm

NEW



N 56910 3D Cardboard Sheet »Clinker«
red, 25 cm x 12.5 cm

NEW



N 56940 3D Cardboard Sheet »Quarrystone Wall«
multi-coloured, 25 cm x 12.5 cm

NEW



N 56964 3D Cardboard Sheet »Timber Wall«
25 cm x 12.5 cm

NEW



N 56965 3D Cardboard Sheet »Roof Tile«
red, 25 cm x 12.5 cm

NEW



N 56970 3D Cardboard Sheet »Plain Tile«
red, 25 cm x 12.5 cm

NEW



N 56971 3D Cardboard Sheet »Plain Tile«
grey, 25 cm x 12.5 cm

NEW



N 56981 3D Cardboard Sheet »Old Town Pavement«
25 cm x 12.5 cm

NEW



N 56982 3D Cardboard Sheet »Modern Pavement«
25 cm x 12.5 cm

NEW

Realistic DIY Roads in Next to no Time

The NOCH Road Construction System comprises two different Structured Road Construction Paint and one Road Construction Paint Roller. The specially developed paint adopts the surface structure of the tool used to apply it. The Paint Roller thus produces very realistic-looking tar and asphalt model roads.

With other tools, such as a spatula or paintbrush, you can achieve more exciting surface textures.

Perfect road markings are achieved like this: thanks to the flexible Curved Ruler, lane markings along bends can also be applied without any problems. With the templates (available for H0, TT and N gauges), directional arrows, zebra crossings and many other road markings can be perfectly applied. The Starter Set Street Markings includes a special Street Marking Pen.


You can also buy replacement pencils at shop.noch.com.




60825 Structured Road Construction Paint
asphalt grey, 250 ml




60826 Structured Road Construction Paint
asphalt anthracite, 250 ml



60829 Road Construction Paint Roller
50 mm wide, with spare roller



H0 TT N **60740** Starter Set Street Marking
1 curved ruler
1 street marking pen
each 1 street marking template for H0, TT and N gauge



H0 **60745** Street Marking Templates
5 templates, 43 symbols
TT **48600** Street Marking Templates
5 templates, 46 symbols
N **34240** Street Marking Templates
5 templates, 38 symbols



Craft Tip:
Street Markings



First, the Structured Road Construction Paint is applied with the Road Construction Paint Roller. The paint adopts a realistic, rough texture.



Customised edge lines can be drawn with the Curved Ruler and the Street Marking Pen.



As an alternative to the enclosed Street Marking Pen, you can also apply white paint to a brush to paint on the templates.

G

O

H0

TT

N

Z



This Is How Pros Design Their Roads Perfectly!


H0 Road Decoration Set



You can turn an ordinary road into a professional model road with this set! With the help of the supplied kerbs and traffic islands, you can steer the flow of traffic in the right direction. Signposting can be implemented perfectly with 301 traffic signs and signposts. 60 posts are included in the Road Decoration Set, to which you can attach

signs. Other signs can be affixed to house walls, lampposts, etc. Manhole covers and gullies provide the finishing touches to your roads. It couldn't be more realistic: the only thing we don't offer for your »ideal world« is potholes.

Expected release: September 2020



H0 60525 Road Decoration Set



Contents: Kerbs, 11 pieces, total length 100 cm
 Traffic Islands, 23 pieces
 301 Signposts and 60 Tubular Posts
 Manhole Covers and Gullies, 25 pieces



The (R)evolution of Electrostatics: Trust the Original!

NOCH Gras-Master 3.0

The Gras-Master by NOCH is still the benchmark when it comes to professionally flocking grass onto model railway layouts, dioramas and model landscapes. The first Gras-Master came onto the market in 2005. A true revolution. From then on, the industrial technology of electrostatic grass application was also available to the individual amateur railway modeller – and at an affordable price!

We are now launching the Gras-Master 3.0 and the Gras-Master 3.0 PROFI. We can look back on over 15 years of experience, with thousands of devices sold and satisfied customers who have built great landscapes with the two predecessor models. Therefore, it was only natural to develop a new device that seizes on and perfects the strengths of its predecessors. An evolution of the original as per the user's wishes. Because what we've all learned is that you never change a winning team!

Product Highlights:

- ergonomically re-engineered design
- wider handle for better handling
- shortened tub, new sieve design for even better charging
- two versions: for ambitious railway modellers and for pros with the Gras-Master 3.0 PROFI
- super-high power output up to 11 kV with the Gras-Master 3.0 or 16 kV with the Gras-Master 3.0 PROFI
- energy-saving electronics for longer tasks

Note: the respective technical data can be found in the info tables for the respective devices.

Expected release: April 2020



The ground to be flocked with grass is coated with special NOCH Grass Glue (ref. 61130 or 61131).



The grass fibres are loaded into the Gras-Master drum. Different lengths and colours can thus be mixed together.



The crocodile clip (counter-pole) is fastened near the surface where the grass is to be applied.



Due to the electrostatic charge, the grass fibres stand vertically on the glue bed.

G

O

HO

TT

N

Z



Video clip

60112 Gras-Master 3.0 PROFI

Contents: Gras-Master 3.0 PROFI, counter pole with crocodile clip
three sieves for flocking grass fibres with different lengths
eight 1.5 V AA batteries

NEW

Gras-Master 3.0 PROFI Highlights:

- professional device for the highest demands
- evolutionary design
- extremely high 16 kV power output
- operation with 8 x 1.5 V AA batteries (included)
- operating time approx. 10 to 12 hours
- incl. three sieves (fine, medium and coarse) and detailed instructions

NOCH Gras-Master 3.0 PROFI

The NOCH Gras-Master 3.0 PROFI was developed to meet modelling professionals' highest demands. A power output of up to 16 kV charges the grass fibres electrostatically.

Depending on the length of the grass, one of the enclosed sieves (fine, medium or coarse) is used. In conjunction with the NOCH Grass Fibres, which you can find on pages 28 and 29 of this brochure, you can create super-realistic lush meadows, natural grassy areas, pastures, fields, ornamental lawns and much more. And very easily, too!

First coat the substrate with the specially developed NOCH Grass Glue (ref. 61130 or 61131, see page 24), load the drum of the Gras-Master 3.0 PROFI with the desired grass fibres, screw on the appropriate sieve and connect the counter-pole cable to intensify the effect with the substrate, and off you go.

The model meadow of your dreams is formed in next to no time! The power supply is provided by eight 1.5 V AA batteries, which guarantee an operating time of approx. 10 to 12 hours. A red LED indicates that the device is in operation.

Please pay close attention to the attached instructions for use.

Expected release: April 2020

GRAS master 3.0
PROFI



Video clip

60110 Gras-Master 3.0

Contents: Gras-Master 3.0, counter pole with crocodile clip
three sieves for flocking grass fibres with different lengths
one 9 V battery.

NEW

Gras-Master 3.0 Highlights:

- compact device for ambitious railway modellers
- evolutionary design
- high 11 kV power output
- operation with 1 x 9 V battery
- operating time approx. 3 to 4 hours
- incl. three sieves (fine, medium and coarse) and detailed instructions

NOCH Gras-Master 3.0

The NOCH Gras-Master 3.0 is kind of the »little brother« of the PROFI variant. And like all little brothers, he has what it takes! More compact, agile and yet powerful; that's how you could describe the Gras-Master 3.0.

The centrepiece is a 9 V battery. This one was also used in the Gras-Master and Gras-Master 2.0. Due to the battery's smaller dimensions, the device is more compact and consequently slightly lighter than the Gras-Master 3.0 PROFI. Its power output, however, is only marginally lower. So, it is ideal for every home's model railway, diorama, landscape and any quick, spontaneous tasks. The device comes with three sieve attachments (fine, medium and coarse).

First coat the substrate with the specially developed NOCH Grass Glue (ref. 61130 or 61131, see page 24), load the drum of the Gras-Master 3.0 with the desired grass fibres, screw on the appropriate sieve and connect the counter-pole cable to intensify the effect with the substrate, and off you go.

The model meadow of your dreams is formed in next to no time! The power supply is provided by one 9 V battery, which guarantees an operating time of approx. 3 to 4 hours. A red LED indicates that the device is in operation.

Please pay close attention to the attached instructions for use.

Expected release: April 2020

GRAS master 3.0

Sieves Set, 3 parts

The Sieves Set contains one fine, one medium and one coarse sieve.

The rule of thumb is the shorter the grass fibre, the finer the sieve.

For 2.5 mm long grass fibres, use the fine sieve.

For 12 mm long grass fibres, the coarse sieve, etc.

But dare to experiment, too: if you place long grass fibres in the medium sieve, fewer fibres will reach the substrate. Dry, sparse meadows can be depicted in this way, or different grass fibres can be carefully mixed together on the substrate. There's no limit to your imagination!

Expected release: April 2020



60114 Sieves Set, 3 parts

each 1 sieve fine, medium, coarse

for Gras-Master 3.0 and Gras-Master 3.0 PROFI

NEW

Grass Flocking Templates, 5 pieces

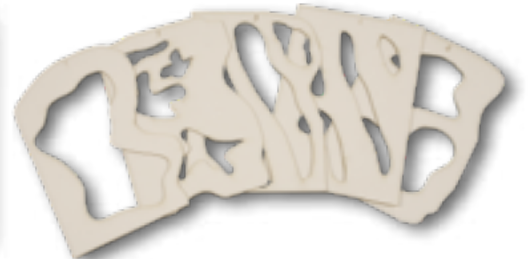
The Grass Flocking Templates are a small but excellent innovation!

As soon as you have them in your hands, you wonder why they never existed before! You can easily design partially covered areas with the templates. This results in edges, tufts, strips, areas and various patches of grass.

You can use the templates in two ways: either apply Grass Glue (ref. 61130 or 61131) onto the substrate first, loosely hold the template over it and then flock through the gap onto the wet glue or you can spray Spray Glue »Haftfix« (ref. 61151, see below) onto a surface using a template resting on the substrate. You can then flock without holding the template. Individual gaps in the templates can be blocked with masking tape.

Again, dare to experiment!

Expected release: April 2020



60139 Grass Flocking Templates

5 different templates

NEW



A surface that has already had Grass Glue (ref. 61130) applied to it is flocked using a Grass Flocking Template. As a result, individual spots, surfaces and areas can be targeted for flocking with one type of fibre.



In combination with the Spray Glue »Haftfix« (ref. 61151), you can use the Grass Flocking Template for masking surfaces. Note that the templates must be regularly replaced when they are used in this way.



The individual templates each have several slots and shapes. You can block individual openings with masking tape from a DIY store. Use only very slightly sticky masking tape.

Spray Glue »Haftfix«

The universal Spray Glue is suitable for all types of glueing tasks – for modelling as well as around the home.

Grass Glue

NOCH Grass Glue was specially developed for electrostatic flocking. It offers the following features and advantages compared to conventional glue and wood glue:

- perfect consistency: easy to spread, without running
- hardens slowly: you can flock your area without hurrying, so there are no »bald« spots in your meadow
- transparent when dry: no white streaks
- high adhesive strength: significantly stronger adhesion than e.g. diluted wood glue



61151 Spray Glue »Haftfix«
400 ml



61131 Spray Glue XL
750 g



61130 Grass Glue
250 g

G

O

HO

TT

N

Z




Application video (in German)
at www.noch.de/youtube

How to Get the Perfect Grassy Base on a Railway Embankment!

Railway embankments are usually overgrown with wild grass. It tends to be taller, of different lengths and consists of many different plants. Weeds, green grass and single dry blades and tufts of grass lend the

railway embankment an irregular appearance.

Tip: after the grass flocking, you can decorate your railway embankment with the Embankment Vegetation (ref. 23102).



Mix together Scatter Grass, golden yellow and »Marsh Soil« and flock railway embankment with Gras-Master 3.0. The Scatter Grass »Marsh Soil« should make up a higher proportion of the mixture, since the first layer has to provide the depth effect of the grassy area.



After drying, Hoover off loose grass fibres. Then moisten the tips of the first layer of grass with Grass Glue (ref. 61130). The second layer, a 6 mm Wild Grass mixture of beige and »Meadow« (ref. 07100 and 07101), is applied.



After drying, Hoover off again and repeat the application if necessary, depending on how wild and dense you want the vegetation to be. Moisten the tips of the Wild Grass Fibres with Grass Glue and sprinkle them with some Leaf Foliage (ref. 07167). This is how weeds are created.



The railway embankment can then be decorated with natural bushes from the Embankment Vegetation (ref. 23102). Finally, decorate with Grass Tufts and »Wild Flowers« (ref. 07010 and 07014) as desired.

Formula for the »Railway Embankment Grass« mixture

First layer:

- 08324 Scatter Grass, golden yellow, 2.5 mm
- 08320 Scatter Grass »Marsh Soil«, 2.5 mm

Second layer:

- 07100 Wild Grass »Meadow«, 6 mm
- 07101 Wild Grass, beige, 6 mm

Decoration and details:

- 07167 Leaf Foliage Set, 14 g each of olive, light green, medium green, dark green
- 23102 Embankment Vegetation
- 07014 Grass Tufts »Wild Flowers«

Further info about the NOCH Gras-Master 3.0 and its accessories can be found on pages 24 to 26. The complete assortment of NOCH Grass Fibres is on page 30 and 31.



Application video (in German)
at www.noch.de/youtube

How to Design Summer Meadows!

Depending on the season, the colours of meadows change from fresh green in the early summer to less intense colours with partly dried grasses in the summer. During the course of the year, meadows sometimes come by more, sometimes less water and sunshine.

These influences change the colours of the meadow. We show you how to design a »lush« summer meadow.

Tip: on pages 2 – 6 of this brochure you'll find some figures for decorating your scene.

Formula for the »Summer Meadows« mixture

Adding a base layer of grass:

First round:

08361 Scatter Grass »Meadow«, 4 mm

Second round:

08324 Scatter Grass, golden yellow, 2.5 mm

08322 Scatter Grass, medium green, 2.5 mm

08151 Scatter Grass »Summer Meadow«, 2.5 mm

Vary the mixture as desired to create lighter and darker grassy areas.

Decoration and details:

07004 Grass Tufts XL, light green, dark green, beige and beige green, 12 mm

07026 Grass Tufts, yellow, 12 mm

Further info about the NOCH Gras-Master 3.0 and its accessories can be found on pages 24 to 26. The complete assortment of NOCH Grass Fibres is on page 30 and 31.



First, the substrate is coloured with shades of green and brown (e.g. NOCH Acrylic Paints, ref. 61194 and 61189). Take care that the colouring doesn't turn too dark. Then a path or road can be created. Allow to dry well.



The base area is now coated with NOCH Grass Glue (ref. 61130). Then a small amount of Scatter Grass »Meadow«, 4 mm, is applied. It's important that the glue surface is not completely »filled«.



Now you need to be quick: load the Gras-Master with a mixture of Scatter Grass, golden yellow, Scatter Grass, medium green and Scatter Grass »Summer Meadow« and flock directly onto the still-wet Grass Glue to fill the gaps between the 4 mm-long grass fibres. Then allow everything to dry well.



After hoovering off the loose grass fibres, design your summer meadow with Grass Tufts XL in green and beige. Here and there, a flowering bush or clump, e.g. Grass Tufts, yellow (ref. 07026), looks very good and brightens up the meadow a little.

G

O

HO

TT

N

Z



Application video (in German)
at www.noch.de/youtube

How to Let Wild Meadows Grow!

In many places, nature can run riot, unhindered and uncultivated by humans. This allows beautiful, wild meadows to thrive. Various grasses in different heights and colours characterise these expanses.

Between fields and at the edges of forests, there are also untouched natural meadows, which partly serve as biotopes.

Tip: new fir trees for designing a forest can be found on page 30 – 31 of this brochure.



First of all, the substrate is coated with NOCH Grass Glue (ref. 61130) and flocked with Scatter Grass »Meadow«, 4 mm. Allow to dry well and Hoover off excess grass fibres after approx. 4-6 hours.



Using a paintbrush, moisten the entire surface of the tips of the grass fibres with Grass Glue. Then apply a mixture of Scatter Grass, medium green, 2.5 mm and Scatter Grass, beige, 4 mm with the Gras-Master 3.0. The mixture can be varied as desired.



After drying and hoovering off again, sections of the meadow can be retouched (see Fig. 2) with Scatter Grass »Meadow«, 4 mm and Scatter Grass, beige, 4 mm, to make the grassy area a little wilder.



After any excess grass fibres have been hoovered off, you can design your wild meadow with Grass Tufts XL »Meadow« and Grass Tufts, green. Weeds etc. can be created with Leaf Foliage, light green and medium green. Grass Glue or Landscaping Glue (ref. 61133) can be used for fixing them.

Formula for the »Wild Meadows« mixture

First layer:

08361 Scatter Grass »Meadow«, 4 mm

Second layer:

08322 Scatter Grass, medium green, 2.5 mm

08362 Scatter Grass, beige, 4 mm

Vary the mixture as desired, we recommend 1:1.

Third layer:

08361 Scatter Grass »Meadow«, 4 mm

08362 Scatter Grass, beige, 4 mm

Decoration and details:

07027 Grass Tufts Mini Set XL »Meadow«, 12 mm

07022 Grass Tufts Mini Set XL, green, 12 mm

07152 Leaf Foliage, light green

07144 Leaf Foliage, medium green

Further info about the NOCH Gras-Master 3.0 and its accessories can be found on pages 24 to 26. The complete assortment of NOCH Grass Fibres is on page 30 and 31.

NOCH... Just Like the Original!

A huge selection of Grass Fibres for every landscape!

Our motto is »NOCH... Just Like the Original« and we take that seriously! Therefore, it's no wonder that we have one of the largest assortments of grass fibres in many different lengths and colour hues. With the different shades of green, you can design realistic meadows, pastures, reeds or marshes in next to no time. Dried grasses can be depicted with the beige and brown fibres. Our muted colours are ideally suited to North

American, Southern European and Asian landscapes. We're expanding our assortment this year with 6 new items in muted colours, in lengths of 4 and 9 mm.

Expected release for the new 4 and 9 mm long Grass Fibres 08361, 03862, 08363 and 07117, 07120, 07122: March 2020

1.5 mm Scatter Grass



Scatter Grass »Spring Meadow«
1.5 mm
08200 20 g bag



Scatter Grass »Meadow«
1.5 mm
08212 20 g bag



Scatter Grass »Ornamental Lawn«
1.5 mm
08214 20 g bag

2.5 mm Scatter Grass



Scatter Grass »Spring Meadow«
2.5 mm
08300 20 g bag
50210 100 g bag
08150 120 g container



Scatter Grass »Summer Meadow«
2.5 mm
08310 20 g bag
50190 100 g bag
08151 120 g container



Scatter Grass »Meadow«
2.5 mm
08312 20 g bag
50220 100 g bag
08152 120 g container



Scatter Grass »Ornamental Lawn«
2.5 mm
08314 20 g bag



Scatter Grass »Marsh Soil«
2.5 mm
08320 20 g bag
50200 100 g bag



Scatter Grass »Flower Meadow«
2.5 mm
08330 20 g bag
08155 120 g container




Scatter Grass »Forest Floor«
2.5 mm
08350 20 g bag
08157 120 g container



Scatter Grass »Alpine Meadow«
2.5 mm
08360 20 g bag



Scatter Grass, dark green
2.5 mm
08321 20 g bag



Scatter Grass, medium green
2.5 mm
08322 20 g bag



Scatter Grass, brown
2.5 mm
08323 20 g bag



Scatter Grass, golden yellow
2.5 mm
08324 20 g bag




Master Grass Blend
Master Grass Blend »Summer Meadow«
2.5 to 6 mm
07072 50 g bag
07076 100 g container



Master Grass Blend »Cow Pasture«
2.5 to 6 mm
07073 50 g bag
07077 100 g container



Master Grass Blend »Alpine Meadow«
2.5 to 6 mm
07075 50 g bag
07079 100 g container



Scatter Grass »Meadow«
4 mm
08361 20 g bag

NEW



Scatter Grass, beige
4 mm
08362 20 g bag

NEW

G

O

HO

TT

N

Z

Suitable for Gauges	O	HO	TT	N	Z
Length of the Grass Fibres					
1.5 mm	—	●	●	●	●
2.5 mm	●	●	●	●	●
4 mm	●	●	●	●	●
6 mm	●	●	●	●	—
9 mm	●	●	●	—	—
12 mm	●	●	—	—	—



6 mm Wild Grass



Scatter Grass, light green
4 mm
08363 20 g bag

NEW



Wild Grass »Meadow«
6 mm
07100 50 g bag
07090 100 g container



Wild Grass, beige
6 mm
07101 50 g bag
07091 100 g container



Wild Grass, light green
6 mm
07102 50 g bag
07092 100 g container



Wild Grass, dark green, 6 mm
07106 50 g bag
07094 100 g container



Wild Grass, medium green
6 mm
07081 50 g bag



Wild Grass, brown
6 mm
07082 50 g bag



Wild Grass, golden yellow
6 mm
07083 50 g bag

9 mm Wild Grass



Wild Grass »Meadow«
9 mm
07117 50 g bag

NEW



Wild Grass, dark green
9 mm
07120 50 g bag

NEW



Wild Grass, brown
9 mm
07122 50 g bag

NEW

12 mm Wild Grass



Wild Grass XL »Meadow«,
12 mm
07110 40 g bag
07095 80 g container



Wild Grass XL, beige
12 mm
07111 40 g bag
07096 80 g container



Wild Grass XL, light green
12 mm
07112 40 g bag
07097 80 g container



Wild Grass XL, dark green
12 mm
07116 40 g bag
07099 80 g container



Wild Grass XL, medium green
12 mm
07086 40 g bag



Wild Grass XL, brown
12 mm
07087 40 g bag



Wild Grass XL, golden yellow
12 mm
07088 40 g bag



Shiver Me Timbers!

Imposing Fir Trees and Spruces with new flocking

And it gets even better: in line with our motto »... just like the original«, we have once again improved our popular Nordmann firs and spruces. The new filigree needles are electrostatically flocked. NOCH PROFI Trees thus look even more realistic.

Expected release: July 2020



HO TT N 21810 Nordic Fir Tree
12 cm high

NEW



HO TT N 21811 Nordic Fir Tree
14.5 cm high

NEW



O HO TT 21812 Nordic Fir Tree
18.5 cm high

NEW

G

O

HO

TT

N

Z



HO TT N **21815 Spruce Tree**
12 cm high

NEW



HO TT N **21816 Spruce Tree**
14.5 cm high

NEW



O HO TT **21817 Spruce Tree**
18.5 cm high

NEW

Realistic Like Never Before!

Grass Tufts in muted colours with 6 mm or 12 mm length

We round off the range of grass fibres in muted colours with the Grass Tufts. They are ideal for realistically designing edges of forests, natural and wild meadows, country lanes, shores and much more.

The small tufts look super-realistic and find a spot in every model landscape. **Expected release:** already available at your local dealer.



07008 Grass Tufts XL
dark green, medium green
brown, golden yellow
92 pieces, 12 mm

NEW



07009 Grass Tufts
dark green, medium green
brown, golden yellow
104 pieces, 6 mm

NEW



Info Tip:
Muted grass fibres

These Grass Tufts are a perfect colour match for the grass fibres in muted colours. These are found in the colours dark green, medium green, brown and golden yellow in the NOCH range. The fibres are available in the length of 2.5 mm (refs. 08321, 08322, 08323, 08324), as Wild Grass in the length of 6 mm (refs. 07106, 07081, 07082, 07083) and as Wild Grass XL in the length of 12 mm (refs. 07116, 07086, 07087, 07088). Scatter Grass can be applied with the NOCH Puffer Bottle (ref. 08100). For the longer Wild Grass and Wild Grass XL



grass fibres, we recommend the NOCH Gras-Master from page 22. Grass Glue (ref. 61130) is perfect for glueing. All products are available at your local dealer or at www.noch.com.

Spring at Last and the Birds Are Tweeting Again!

H0 Tree with Tweeting Bird




Spring is finally here! The birds return, settle in the trees and tweet and sing again. The days get longer, and the weather gets better. One of the most beautiful seasons! The birds are packed loose and not yet glued on the branches. So you can decide with which birds and where you would like to decorate your lime tree. Temporary Glue (ref. 61121) is perfect for fixing.

The sound module can be connected to a standard 16 V model railway transformer. Suitable for AC or DC.

Expected release: July 2020




Video clip



H0 21782 Tree with Tweeting Bird
18.5 cm high

NEW



Childhood Dreams Come True ...

N Gauge Tree with Treehouse



This mighty oak with a lovingly designed treehouse is a very special eye-catcher on every model landscape.

The Treehouse is a ready-made laser-cut building.

Note: no figures are included with the set.

We recommend the items »Children« (ref. 36809 and 36815).

Expected release: July 2020



N 21766 Tree with Treehouse
10 cm high

NEW





The Perfect C-Track Platform!

Platform System for Märklin® C-Track made of Structured Hard Foam



With the new platform system made of the well-known NOCH Structured Hard Foam we offer fans of Märklin® C-Track a perfect and at the same time very simple method of creating realistic platforms. The platforms are ideal for all railway layouts in eras III and IV.

The system consists of four components:

- Straight Platform, 18 cm long
- Straight Platform with Descending Stairs, 18 cm long
- Straight Platform Ends (2 pieces), each 12 cm long
- Platform End (Right) and Platform End (Left), each 12 cm long



HO 66012 Platform Epoch III – IV
for Märklin® C-Track, 18 cm x 3.8 cm wide, 1.5 cm high



HO 66014 Platform Epoch III – IV with Descending Stairs
for Märklin® C-Track, 18 cm x 3.8 cm wide, 1 – 1.5 cm high



HO 66018 Platform Epoch III – IV Curved End for radius (R2) 437 mm
each 1 right and 1 left end for Märklin® C-Track
each 12 cm long, 3.8 cm wide, tapering off to 2 cm
1.5 cm high, slope down to 0.5 cm



By combining these elements, all conceivable platform layouts can be built in a model:

- On the one hand, the hard foam blanks can be used in instances where there is sufficient space for long, straight platforms.
- On the other hand, the platforms are also suitable for when short platforms are required, reaching as far as possible to the points. For this assembly situation, we also offer the set ref. 66020, which contains all the necessary elements for a short platform.

The platforms are hand-painted ready-made models made of the well-known NOCH Structured Hard Foam. Thanks to the special properties of this material, the platforms are easy to rework. For example, they can be shortened with a fine saw or sharp knife. NOCH Landscaping Paints are the optimal choice for subsequent colouring.

Expected release: May 2020



HO 66015 Platform Epoch III – IV, Straight Ends
2 pieces, for Märklin® C-Track, each 12 cm x 3.8 cm
1.5 cm high, slope down to 0.5 cm



HO 66020 Platform Epoch III – IV Set (4 pieces)
for Märklin® C-Track consisting of 1 piece platform
1 piece platform with descending stairs, each 1 piece curved
end for radius (R2) 437 mm, left and right,
total dimensions 60 cm x 3.8 cm, 1.5 cm high



Enjoy Skiing!

micro-motion Cross-Country Ski Trail with Après-Ski Cabin



Of course, winter must not be missed with NOCH's focus theme »The Four Seasons«! And what could be more fun than skiing and partying in cabins?

The micro-motion Cross-Country Ski Trail really gets the skiers moving. Thanks to an easy-to-install power unit, the cross-country skiers move around the ski trail as if by magic, doing their laps. The power unit and figures are prepared so that the model kit can be easily adapted to your particular installation set-up.

After a long day of skiing, the after-party can of course not be missed, and so the skiers return to »Joseph's Pub« after the last trip for a hearty evening in the cabin and an extensive après-ski party!

The model kit contains a ready-to-connect motor with power unit that drives a subterranean chain studded with magnets. On the surface, skiers equipped with metallic plates move in a circle. The connection is made with the included power supply with speed control for the cross-country skiers. A real highlight on your model landscape!

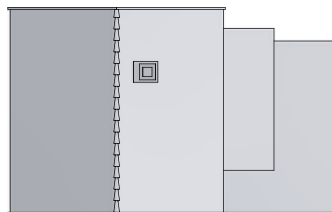
The model is limited to 1,000 pieces. A numbered certificate, detailed instructions for assembly and wiring, as well as special Laser-Cut Adhesive are included.

Expected release: November 2020

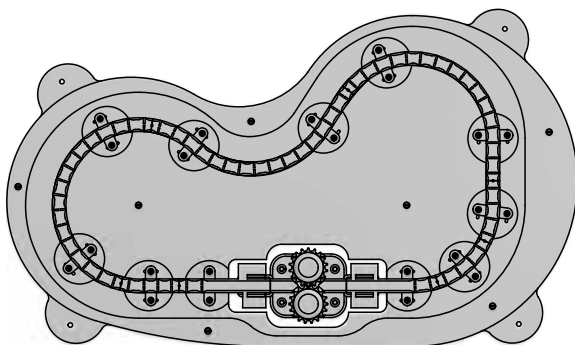
Product Highlights:

- micro-motion Cross-Country Ski Trail with 3 Cross-Country Skiers
- Laser-Cut Kit Après-Ski Cabin »Joseph's Pub«
- Power Supply with Speed Control
- 5 Snowy Fir Trees (5 cm to 9 cm high)
- 3 additional Figures for decorating
- 50 g Powdery Snow, Decorative sticker sheet
- Includes special Laser-Cut Adhesive and instructions
- Limited to 1,000 pieces

In cooperation with Magnorail.
Other interesting products with the great Magnorail power unit can be found at www.magnorail.com and www.modellnatur.com.



Après-Ski Cabin:
14.4 cm x 9.1 cm, 5.8 cm high





Ski Trail:
37.6 cm x 22.2 cm, 1.6 cm high





Video clip



HO 66832 micro-motion Cross-Country Ski Trail with Après-Ski Cabin NEW

Contents:

- micro-motion Cross-Country Ski Trail with 3 Cross-Country Skiers*
- Power Supply with Speed Control*
- Laser-Cut Kit Après-Ski Cabin »Joseph's Pub«*
- 5 Snowy Fir Trees 26929 (5 cm to 9 cm high)*
- 3 additional Figures 15827, 50 g Powdery Snow*
- Decorative Sticker Sheet, Special Laser-Cut Adhesive*
- Instructions*
- Numbered Certificate*

Little Gems for Every Model World!

H0 and N Laser-Cut minis



The successful Laser-Cut minis series is an integral part of the NOCH range. We are delighted to expand the series with some new gems.

Expected release: September 2020



... Just like the original: the »Babenstuber Hut« acts as emergency shelter for mountaineers below the summit of the Ellmauer Halt in the Wilder Kaiser mountains. The model can, however, also be used as a refuge or barbecue hut. Incidentally, we have spared no effort and surveyed the original on site at 2,300 metres altitude.

H0 14338 Refuge »Babenstuber Hut« NEW
4.6 cm x 3.7 cm
3.2 cm high



H0 14309 Cable Hut »Gotthard Railway« NEW
5.1 cm x 2.9 cm
4 cm high

The Gotthard Line in Switzerland is probably one of the most famous railway lines in the world. It goes through Switzerland from north to south, from Lucerne to Chiasso, and over the Gotthard Pass. In 1920 – exactly 100 years ago – they began to electrify the line so that famous locos such as the »Crocodile« and the 4/4 could operate later. These typical little cable huts were erected along the line.



H0 14336 Village Chapel NEW
4.2 cm x 3.6 cm
8.1 cm high

N 14687 Village Chapel NEW
2.3 cm x 2 cm
4.5 cm high



H0 14388 Traffic Island Set NEW
Contents: 26 pieces with 5 Tubular Posts and 49 Signs, 0.2 cm high
1 x Roundabout: 5.3 cm x 5.3 cm
12 x Semicircles: 2.3 cm x 1.4 cm
2 x Dividing Bands long: 2.3 cm x 5.8 cm
3 x Dividing Bands short: 2.3 cm x 4.6 cm
8 x Half Dividing Bands: 2.3 cm x 2.3 cm

N 14690 Traffic Island Set NEW
Contents: 26 pieces (without Tubular Posts and Signs), 0.1 cm high
1 x Roundabout: 2.9 cm x 2.9 cm
12 x Semicircles: 1.3 cm x 0.8 cm
2 x Dividing Bands long: 1.3 cm x 3.2 cm
3 x Dividing Bands short: 1.3 cm x 2.5 cm
8 x Half Dividing Bands: 1.3 cm x 1.3 cm



H0 14387 Traffic Signs Set NEW
Contents: 252 Traffic Signs with 30 Tubular Posts



N 14681 Christmas Market Entry Arch NEW
4.3 cm x 0.6 cm
4.5 cm high

There's Action Here: Agriculture and Forestry



0 Gauge Laser-Cut Kits



The new modelling kits are not only for model railways; they can also be used with the new Figures (see page 4) to build forestry and agriculture dioramas. Matching model vehicles can be found e. g. in the Schuco range.

The Laser-Cut Kits are made of high-grade cardboard. By lasering it, it is aged naturally during the production process. This makes the models more realistic than plastic models.

Expected release: November 2020

Note: all kits on this page come with detailed instructions and suitable special Laser-Cut Adhesive.



0 67136 Cattle Shelter
11.9 cm x 8 cm
5.8 cm high

NEW



0 67140 Decoration Set

NEW

Contents:

- Cable Roll small: 2.4 cm x 2.4 cm, 1.5 cm high
- Cable Roll medium: 2.9 cm x 2.9 cm, 1.5 cm high
- Cable Roll large: 3.5 cm x 3.5 cm, 1.5 cm high
- Shelve small: 2.7 cm x 1.4 cm, 4.1 cm high
- Shelve wide: 5.2 cm x 1.4 cm, 4.1 cm high
- Wood Pile small: 5.4 cm x 1.4 cm, 1.4 cm high
- Wood Pile large: 8.1 cm x 2.1 cm, 1.4 cm high



0 67137 Raised Hide & Crutch

NEW

- Contents:**
- Raised Hide: 6 cm x 8.6 cm, 10.5 cm high
 - Crutch: 5.4 cm x 2.9 cm, 5 cm high



0 67135 Mountain Shelter

NEW

- 12.7 cm x 12.1 cm
- 8.9 cm high



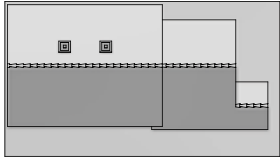
This Year at NOCH, the Little Ones Are Making It Big!

Z Gauge Laser-Cut Kits



»Finally!« – many Z fans will think. From 2020, a complete building ensemble for constructing a village or an entire small town will be available from NOCH. The Station kit »Zeil« comes with an entrance hall and a small railway station. The old town buildings can be arranged together with the estate to form a small settlement. And if you want to develop your rural settings, meadows and fields, you will be delighted with the barns and the small chapel in Z gauge.

Expected release: March 2020



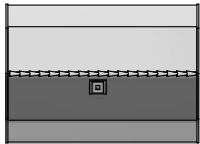
10.3 cm x 5.8 cm
4.5 cm high



Z 44305 Station »Zeil« NEW

Jürgen Leiter
Sales Manager

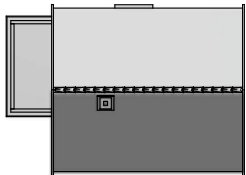
I have always been fascinated by the little things in modelling. I am excited about the new buildings and Z gauge fans will be, too!



Half-Timbered House
5.1 cm x 3.7 cm, 5 cm high



Country House
5.1 cm x 3.7 cm, 5 cm high



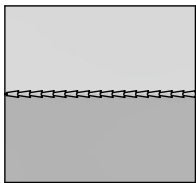
Great Farm
6.3 cm x 4.5 cm, 5.7 cm high



Z 44310 Village Set, 3 pieces NEW
Contents: 2 Residential Buildings, 1 Great Farm




Note: All Laser-Cut kits illustrated on this double page include a detailed construction manual and a suitable special Laser-Cut adhesive.



Field Barn
4.2 cm x 3.9 cm, 1.7 cm high



Chapel
3.5 cm x 2.5 cm, 3.8 cm high



Timber Barn
3.2 cm x 2.4 cm, 1.3 cm high



Z 44315 Small Buildings Set
Contents: 2 Barns, 1 Chapel

NEW

You Can Find Matching Accessories for Z Gauge in the NOCH Range

Did you know that we already stock lots of items for Z gauge in our range? Besides some figures sets, trees, tunnel portals and landscaping materials, we also have special, short 1.5 mm grass fibres, among which


your figures in the scale 1:220 won't »go under«. More about this on pages 28 – 29 in this brochure.



Z 44200 German Railway Officials



Z 44201 Travellers



Z 44203 Sitting People (without Benches)



Z 44250 Cows, black-white



N Z 32811 Mixed Forest
25 pieces
3.5 cm – 9 cm

N Z 32911 Mixed Forest
10 pieces
3.5 cm – 9 cm



Z 44420 Tunnel Portal
single track
9 cm x 4 cm, 2 pieces



Z 44430 Tunnel Portal
double track
12 cm x 4 cm, 2 pieces



Model Railway Pleasure Anytime and Anywhere!

Model Railway in a Briefcase



Thanks to NOCH, anyone going on a trip doesn't necessarily have to do without their favourite hobby. Travel-friendly, in a handy compact format, as well as fully functional, the model railway layout in a case can simply be brought along with you.

Expected release: March 2020

All the model railway briefcases shown on this double page are supplied without locomotives, carriages and 9 V batteries.

NEW: all Z gauge Model Railway Briefcase Layouts and the Christmas Layout are now equipped with high-quality NOCH Laser-Cut Buildings. You can see the new buildings in detail on pages 42 and 43 of this brochure.



Z 88303 Briefcase Layout »Meran«
with Märklin® mini-club Track

NEW



Z 88308 Briefcase Layout »Interlaken«
with Märklin® mini-club Track

NEW

Product Details »Meran« and »Interlaken«

- Ready-to-use model railway layout in an aluminium case (outer dimensions of the case: 79.5 cm x 54.5 cm, 16 cm high)
- Landscape made out of Structured Hard Foam, fully decorated
- Two railway circuits, pre-mounted with track
- Four illuminated buildings (and illuminated Christmas tree on the »Interlaken« model)

- Control panel with two speed controllers
- Adjustable speed synchronisation between the railway circuits
- Battery compartment for a 9 V battery
- Connection point for external power supply (included)

G

O

HO

TT

N

Z



Z **88313 Briefcase Layout »Serfaus«**
with Märklin® mini-club Track

NEW



Z **88318 Briefcase Layout »St Anton«**
with Märklin® mini-club Track

NEW

Product Details »Serfaus« and »St Anton«

- Ready-to-use model railway layout in an aluminium case (outer dimensions of the case: 57.5 cm x 43 cm, 16 cm high)
- Landscape made out of Structured Hard Foam, fully decorated
- One railway circuit, pre-mounted with track
- Control panel with one speed controller
- Four illuminated buildings
(and illuminated Christmas tree on the »St Anton« model)
- Battery compartment for a 9 V battery

- Connection point for external power supply (included)
- Note on train arrangement: due to the narrow radii, the carriages used should not be longer than 8.5 cm. In addition, locos with more than four axles (two bogies) should not be used. Locos with leading wheels are increasingly prone to derailment.



Z **88063 »Winter Magic« Christmas Layout**
35 cm x 35 cm, approx. 15 cm high, Winter layout made of Structured Hard Foam, ready-to-use with Märklin® mini-club® Z gauge tracks, decorated, illuminated houses and lighted Christmas tree, incl. 4 Christmas tree candles, supplied without transformer, loco and carriages.

NEW

Z **88064 »Winter Magic« Christmas Layout**
35 cm x 35 cm, approx. 15 cm high, Winter layout made of Structured Hard Foam, ready-to-use with Rokuhan Z gauge tracks, decorated, illuminated houses and lighted Christmas tree, incl. 4 Christmas tree candles, supplied without transformer, loco and carriages.

NEW

It's Time to Light the Advent Wreath!

NOCH Christmas Layout

Model railway pleasure, Christmas decoration and the ultimate gift for every model railway fan – the adorable NOCH »Winter Magic« Christmas Layout encompasses all that. This little snow-covered village gleams with Christmassy splendour. The high-quality NOCH Laser-Cut Buildings and Christmas tree are illuminated and the four tree candles make this trinket a real highlight of Advent.

Note: in order to ensure a permanently stable power supply to buildings and Christmas tree, an appropriate Z gauge transformer is required for operation. The Christmas Layout cannot be operated with a (rechargeable) battery.

Expected release: : March 2020

i **Info Tip:**
Replacement candles
for the Christmas Layout

You can order replacement candles for the Christmas Layout in our online shop at shop.noch.com with reference number 88076.

NOCH Easy-Track – The Easy Way to a Personalised Layout!

Easy-Track Railway Route Kit »Karlsberg«

Easy-Track is a model railway reconceptualised, because Easy-Track relieves you of the time-consuming and painstaking steps of track planning.

You immediately start building your personalised model railway layout in the size of 190 cm x 120 cm. Easy-Track contains everything you need to get cracking on building the layout: the lines for your custom dream layout are already pre-cut, the stands for the route only have to be stuck together, and detailed instructions illustrate how to build the Easy-Track Railway Route System. And of course all the important track plans are included in the Railway Route Kit – see product highlights.

All you need are tracks from the manufacturer of your choice and a base plate. Thanks to the well thought out Easy-Track System, building your track layout goes off without a hitch.

Expected release: October 2020

Contents:

- 4 Lane Segments, straight, 360 mm x 80 mm (Plywood)
- 7 Circuit Segments (Plywood)
- 6 Circuit Segments, 30° (Plywood)
- 2 Point Segments, 60° (Plywood)
- 2 Lane Segments, straight, 230 mm x 80 mm (Plywood)
- 1 Lane Segment, straight, 310 mm x 80 mm (Plywood)
- 1 Lane Segment, straight, 345 mm x 80 mm (Plywood)
- 1 Lane Segment, straight, 385 mm x 80 mm (Plywood)
- 1 Lane Segment, straight, 450 mm x 80 mm (Plywood)
- 1 Lane Segment, straight, 400 mm x 355 mm (Plywood)
- 1 Lane Segment, straight, 130 mm x 80 mm (Plywood)
- 56 Base Plates, small, 1 mm
- 1 Base Plate, large, 4 mm
- 8 Stand Parts, 14.5 mm
- 47 Stand Parts, 43.5 mm
- 17 Stand Parts, 9 mm
- 24 Stand Parts, 27 mm
- 57 Viaduct Connectors
- 57 Wood Screws

easy
TRACK



Dr. Rainer Noch
CEO

Easy-Track makes it easy to get started with creative railway modelling. A great idea that will hopefully have lots of fans.

Product Highlights:

- Easy-Track Railway Route Kit »Karlsberg«
- 190 cm x 120 cm
- With H0 track plans for:
Märklin® C-/K-Track, Trix C-Track, Piko A-Track,
Roco Line with track bed, Roco Line without track bed



Video clip




H0

53600 Easy-Track Railway Route Kit »Karlsberg«

NEW

Exterior dimensions of built up routes: 182 cm x 113.5 cm, 11 cm high
Minimum floor space required for assembly: 190 cm x 120 cm



Assembly of the routes on the base plate
(base plate and tracks not included)

Note: you'll find a video on how to assemble this model railway layout on the NOCH YouTube channel at www.noch.de/youtube.

G

O

H0

TT

N

Z

NOCH Easy-Track – As Individual as You Are!

One base – endless possibilities



Set-up example A (page 44 – 45)



Set-up example B (page 46 – 47)



Info Tip:
NOCH Easy-Track – easy steps to your dream layout!



1. The rail routes are laid out loosely on the base plate.



2. The course of the routes is marked on the base plate.



3. At the joins of the rail routes, floor slabs for the pillars are screwed on.



4. The pillars are stuck on as planned and the rail routes affixed with adhesive.



5. The track is now fully assembled.



6. The rails are laid on the track

Set-Up Example A

easy
TRACK

A landscape is built on the foundation of the Easy-Track Railway Route System. With buildings, crafting material, grass fibres, trees, figures and other decorative details out of the large NOCH range, a great model railway layout is quickly and easily created. Equipped with these products, it is very easy for model railway beginners to build their own customised, dream model railway layout.



Once the tracks are assembled, driving operation is tested. You can then concentrate on the creative design of your personalised model landscape.

This is where the tried and tested NOCH products come into use.



7. By positioning the tunnel portals and arcades, the landscaping has begun.



8. Bridges, roads and footprints for the buildings are installed.

G

O

HO

TT

N

Z

Note: you'll find a video on how to assemble this model railway layout on the NOCH YouTube channel at www.noch.de/youtube.



9. The landscape is brought into shape with the TERRA-FORM System. This is how mountains, embankments and hills are formed.



10. The framework made of Wooden Support Poles is covered with Landscape Crepe Paper and thus forms the perfect substrate for rocks and meadows.



11. Rock pieces made of a Structured Hard Foam Rock Wall are glued to the particularly steep slopes.

Set-Up Example B

easy
TRACK



12. With Modelling Compound, the rock pieces are joined together to make one unit.



13. The rocks, walls and portals are coloured with NOCH Acrylic Sprays in black, ochre and ivory. This creates a harmonious colour gradient with special shading.



14. The surfaces that are later covered with grass are primed with green paint.

G

O

HO

TT

N

Z

This example set-up by Andreas Theis shows what else you can do with the Easy-Track base if you invest a little more time and acquire the appropriate skills, e.g. by attending NOCH modelling seminars. Many different levels, patinated tracks and buildings, lovingly designed details and countless small scenes will amaze everyone. This also makes the Easy-Track System an ideal basis for advanced and professional modellers!



15. Before the grass is added, NOCH Structured Road Construction Paint is rolled on the roads. Next, an ample amount of Grass Glue is spread on.



16. Grass fibres of different lengths and colours are now electrostatically shaken onto the glue bed with the NOCH Grass-Master. This gradually creates dense grass vegetation with upright blades of grass.



17. The landscape is individually designed with trees, buildings, vehicles and figures.

Spring



With NOCH Through »The Four Seasons«

As we do every year, we have built a great model railway layout again for 2020, on which we showcase our new products. NOCH's focus theme »The Four Seasons« this year presented special challenges for our modeller. Because how should a snowy Cross-Country Ski Trail (see page 39), Bathers (see page 3), Mountaineers and Cyclists come together in a model landscape?

The idea is as simple as it is remarkable: a layout split into four sections on which all seasons co-exist! Separate and at the same time connected by tunnels and a circular track layout.

Note: you can inspect the layout live at fairs in Dortmund, Leipzig and Cologne this year. The fair dates can be found on the back of the brochure.

In between, we will also be exhibiting the layout at NOCH Modelling World in Wangen.

Just come over!

NOCH Modellbau-Welt
Lindauer Straße 49
88239 Wangen im Allgäu
Germany
www.noch-modellbauwelt.de



G

O

HO

TT

N

Z

Summer



Summer, Sun, Beach and Sea

It gets hot in summer. The ideal time to jump into the cool water! You'll find the appropriate products for perfect water design in the large NOCH assortment.

More info and loads of crafting and processing tips can be found at www.noch.com or on our YouTube video channel, www.noch.de/youtube



HO TT N 21770 Weeping Willow
11 cm high



HO 14052 Water- and Riverside Plants
17 plants (pickerelweed, butter bur, water lilies, wild rye, reed)



HO 16809 Kayaks
N 37809 Kayaks



60855 Water-Drops®
»clear«
250 g, for approx. 300 ml



60856 Water-Drops®
»color«
transparent, for approx. 300 ml, 25 g of each colour blue, green, brown



60861 Waves & Billows
150 ml, easy-to-use

Autumn



Everything Becomes Colourful!

Autumn is probably the most beautiful and colourful season of all. And yet it carves out a niche existence in model landscaping. Dare to try it: you'll find the appropriate products for an atmospheric autumn landscape in the large NOCH assortment.

More info and loads of crafting and processing tips can be found at www.noch.com or on our YouTube video channel, www.noch.de/youtube



23100 Nature Trees



H0 12031 Garden Party



07168 Autumn Leaf Foliage Set
each 14 g of yellow, red, redbrown, orange-brown



H0 TT N Z 25070 Autumn Trees
7 pieces, approx. 8 cm – 10 cm high



H0 TT N 21730 Copper Beech
13 cm high

G

O

H0

TT

N

Z

Winter



Let it Snow

Sleepy white winter landscapes are desired by many modellers. They often fail due to lack of space, or the plan is discarded in favour of a »normal« spring or summer landscape. With the layout »The Four Seasons«, we hope to give you an idea as to how to unite the two. You'll find the appropriate products for an idyllic winter landscape in the large NOCH assortment.

More info and loads of crafting and processing tips can be found at www.noch.com or on our YouTube video channel, www.noch.de/youtube



H0 TT N Z

25234 Snowy Fir Trees
3 pieces, approx. 8 cm – 12 cm high



H0 TT N

22010 Tree Structure »Beech Tree«
13 cm high



H0 **15819 Children in Snow**

TT **45819 Children in Snow**

N **36819 Children in Snow**



08758 Winter Set
120 ml Snow Paste
10 ml Ice Crystals
10 ml Icicles
1 spatula



07065 Start Set Snowflakes
1 Puffer Bottle
50 g Snow Glue
25 g Snowflakes

Slowing Down and Getting Creative – Diorama Kits

Design your dream landscape and bring a piece of nature into your home. With a Diorama Kit, you present your favourite figure in a unique setting and develop your manual skills along the way.



10002 Diorama-Kit »Summer Breeze«



10003 Diorama-Kit »Winter Dream«

G

O

HO

TT

N

Z



**Montserrat Garcia
Export**

*Crafting the
Diorama Kits is
fun, alone or with children. Even
better: build it and give it away,
so someone else can enjoy it.
Let your creativity flow.*



10012 Diorama-Kit »Rocky Mountain«



10013 Diorama-Kit »Rocky Ice«



Video clip



Scattering the scatter material

Sticking the groundcover on



Realising the water

Sticking the stones on



Decorating with grass tufts

Decorating with trees and bushes

Decorating with fences, a bench and figures

Slowing Down and Getting Creative – Diorama Kits

This fantastic craft kit contains everything you need to get started straightaway. You don't need anything other than a little time and leisure. You'll discover your creative abilities and be amazed by the results of your handiwork.

Everything is included in a Diorama Kit for you to make a start on your creative handicrafts straightaway. Each Diorama Kit contains a high-quality, hand-painted base made of the well-known NOCH Structured Hard Foam. In addition, Trees, Bushes, Scatter Material, Stones, Groundcover, Grass Tufts

and other crafting material for landscaping and decoration are included. No additional tools are needed because some small work tools and glue are included in the set. Finally, depending on the kit, there are also Accessories and Figures in H0 gauge (1:87), but of course, the appeal of designing also lies in installing your favourite Figures in any size and scale according to your own taste in the scene.

Expected release: July 2020



10002 Diorama-Kit »Summer Breeze«
Dimensions: approx. 18 cm x 16 cm, 8 cm high

NEW



10003 Diorama-Kit »Winter Dream«
Dimensions: approx. 18 cm x 16 cm, 8 cm high

NEW



10012 Diorama-Kit »Rocky Mountain«
Dimensions: approx. 18 cm x 15 cm, 16 cm high

NEW



10013 Diorama-Kit »Rocky Ice«
Dimensions: approx. 18 cm x 15 cm, 18 cm high


NEW

And for everyone who already has a clear idea of how their diorama should look and therefore want to customise it, the highly detailed bases can also be purchased separately.



10001 Diorama Base »TreeTrunk«
approx. 18 cm x 16 cm, 5.5 cm high

NEW



10011 Diorama Base »Rock«
approx. 18 cm x 15 cm, 5.5 cm high

NEW

NOCH modelling products are not just for railway modellers: with the website www.noch-kreativ.de, NOCH kreativ aims to cater specially to creative hobbyists and DIY fans. Crafting and decorating away from the model railway is the motto!

So, look at the NOCH kreativ website and sign up for the newsletter to make sure you don't miss out on any more new crafting ideas!



Visit us at www.noch-kreativ.de



Mini Figures „Harvesters“
15613 approx. 2.2 cm



Mini Figures „Lovers“
15510 approx. 2.2 cm

Note: the small, approx. 2.2 cm HO Mini Figures are too small for you? Then have a look at the O gauge Maxi Figures on page 4 of this brochure! They are about twice as big and are also a brilliant thematic fit with the miniature gardens!



Green House
14357



Cold Frames
14358 2 pieces



Pigeon Loft
14345



Footbridge
14223



Lake Film
60850 41 x 26 cm



Apple Tree
21560 7.5 cm high



Ornamental Plants
14012 9 flower pots



Deco Minis "Pumpkin"
13219

Get Even More Creative! Miniature Gardening for Young and Old Alike!

Who says model landscaping can only live it up on a model railway layout or diorama! Keyword: "miniature gardening"!

Design your own little miniature garden using NOCH Mini Figures, Mini Plants, small Laser-Cut minis Kits and many more items, which can be found in NOCH's large range.

The miniature gardens look especially pretty in the right flowerpots and tubs. They can be used as beautiful decoration.

At www.noch-kreativ.de, you'll find a lot of great ideas for this and other creative craft topics. Go and have a look!





Shape Your Own Universe...

... and Discover the Fantastic Scenery at www.ziterdes.com

Tabletop scenery make your gaming table a unique place. The more distinctive the constructions are on your gaming table, the more imposing the overall impression, the more varied, diverse and artful the game becomes. ZITERDES offers a large selection of different constructions that can be completely customised by painting and designing them as

you like. Alongside town and country houses, you'll find magnificent castles, manor houses and inns, as well as vast city walls with large towers. All models are made of the ingenious NOCH Structured Hard Foam! They are therefore extremely sturdy, but still very lightweight.



6012061 Administratum Wangun

Supplied primed, unpainted, without decoration



6012062 Emperors Palace

Supplied primed, unpainted, without decoration



6012055 Iron World Bastion

Supplied primed, unpainted, without decoration



6012932 Modular Gaming Table

6-Pack

Supplied with a brown primer and electrostatically flocked grass, without decoration



6012009 Watchtower Ruin Nalog


Supplied primed, unpainted, without decoration



6012030 Dwarf Kingdoms

Supplied primed, unpainted, without decoration

Discover the Whole Range on www.ziterdes.com



Starter Sets and Expansion Sets



Special Editions



Single Modules

Dunkelstadt 3D Dungeon Modules

Varied, versatile, lightweight, extremely robust! With the single 19 cm x 19 cm, 2 cm and 4 cm high modules made of our unique Structured Hard Foam, you have the power to create a maze that is second to none. One Basic Set, two Expansion Sets as well as other single modules, special rooms and countless accessories bring your "Dunkelstadt" to life.

And with a myriad of small, affordable, intricately detailed items from our Bits & Pieces Series (all made of high-quality resin), you can design your constructions or entire worlds perfectly.



6079300 Dunkelstadt Base-Set

- 6 x Dunkelstadt modules made of Structured Hard Foam, with a grey primer
- 4 x wall with a door made of resin, unpainted
- 4 x room wall made of resin, unpainted
- 1 x statue made of resin, unpainted



6079214 Cargo Crate

Supplied primed, resin, unpainted



6079311 Dunkelstadt Twilight Inn and Tavern

Supplied primed, unpainted without decoration



6079312 Dunkelstadt Edition "Dyer's Street"

Supplied primed, unpainted without decoration



6079313 Dunkelstadt Rotating Room

Supplied primed, unpainted without decoration



6079149 Study: Desk, Chair & Sorcerer Table, 3 pieces

Supplied primed, resin, unpainted

Colours, combinations and forms are subject to change without prior notice.



N **RhB** **f** 150 mm **DCC friendly** **Ge4/4 II »Glacier Express«**

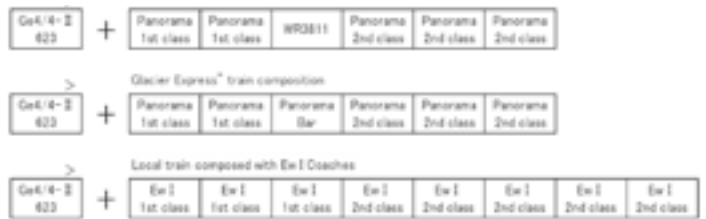
This »Glacier Express« advertising slogan celebrates the partnership between the Rhaetian Railway® and the Matterhorn Gotthard Railway, which was initiated in 2018. To mark this occasion, KATO is launching the N gauge loco.

Model features:

- Minimum radius: R150
- Maximum incline: 5 %
- Operating headlights
- Close coupler mounted (N gauge coupling supplied)
- DCC-friendly – digitisation e.g. with Digitrax replacement circuit board (not included)

Expected release: March 2020

Locomotive Ge4/4 II		
Ref.	Description	Gauge
7074053	Ge4/4 II »Glacier Express« #623	N
70DN63K4A	DCC decoder – replacement circuit board from Digitrax	N





N

Rhb

WR 3811 »GOURMINO« Restaurant Car



Historical background:

In 1929 and 1930, Mitropa procured three restaurant cars, known as Dr4ü 10-12, for use in the Rhaetian Railway's luxury trains. The vehicle designation Dr4ü 10-12 changed to Dr4ü 3810-3812 in 1956 and later to WR 3810-3812. WR 3810-3811 were converted into nostalgic restaurant cars in 1982/83 and fitted with new kitchen equipment to allow fresh meals to be prepared.

KATO N Gauge Gourmino WR 3811

- Originally varnished in red, the restaurant car was rebuilt and renovated in 1990 and was given the elegant blue of the Alpine Classic Pullman Express (ACPE).
- Special features of this model are:
- Table lighting with warm white LEDs
- Interior including chairs in brown

Expected release: March 2020

Voiture-restaurant des Chemins de fer Rhétiques®		
Ref.	Description	Gauge
7074054	WR3811 Gourmino Restaurant Car	N



Glacier Express – Starter Set			
NOCH Ref.	KATO Ref.	Description	Gauge
7074033	10-006	2 x Straight Track, 248 mm 2 x Straight Track, 124 mm 8 x Curved Track, R150-45° Unguarded Level Crossing, 124 mm Straight Track, 62 mm Straight Feeder Track, 62 mm Connecting cable Rerailer Rail Connector, Fishplate Remover Power pack (controller) Locomotive Panoramic Coach	N

Starter Set Glacier on Tour

Available again from March 2020



Fantastic New Items from the US!



HO N USA F_{HO 558} F_{N 279} 4-8-8-4 Big Boy Steam Locomotive



4-8-8-4 Big Boy Steam Locomotive

The legendary BIG BOY UP #4014 is celebrating the 150th anniversary of the completion of the Transcontinental Railroad. Athearn will be releasing the legend for you with special commemorative box editions for HO & N gauge. Don't miss it!

UP #4014 Excursion version features:

- Excursion version with oil tender from UP 3985 per prototype configuration
- Reporting marks only on rear tender face per prototype 2019 configuration
- In service appearance
- Commemorative box

UP #4014 Promontory version features: »LIMITED EDITION«

- Great Race to Promontory version with oil tender from UP 3985 per prototype configuration

- Reporting marks only on rear tender face per prototype 2019 configuration

- Freshly shopped, shiny appearance
- Commemorative box
- Chalk marking »Big Boy« factory applied to smoke box face, per prototype during summer 2019. This marking is a subtle nod to history and ALCO legend, as according to a legend, an unidentified machinist at the ALCO plant is responsible for the name Big Boy, having scrawled the name in chalk on a partially completed locomotive

UP #4002 / #4011 Wartime Era (WWII) version features:

- As delivered from ALCO in service 1940s era
- Coal tender

Expected release:

N gauge July 2020

HO gauge November 2020

4-8-8-4 Boy Steam Locomotive – HO gauge			
Ref. w/o sound	Ref. with sound	Description	Gauge
75G88306	75G88406	UP #4014/Excursion	HO
75G40140	75G04014	UP/Promontory #4014	HO
75G88300	75G88400	UP #4004 Preservation	HO
75G88301	75G88401	UP #4005 Preservation	HO
75G88302	75G88402	UP #4006 Preservation	HO
75G88303	75G88403	UP #4012 Preservation	HO
75G88304	75G88404	UP #401 Preservation	HO
75G88305	75G88405	UP #4018 Preservation	HO
75G88307	75G88407	UP #4023 Preservation	HO
75G88308	75G88408	UP #4002 Wartime Era	HO
75G88309	75G88409	UP #4011 Wartime Era	HO

4-8-8-4 Big Boy Steam Locomotive – N gauge			
Ref. w/o sound	Ref. with sound	Description	Gauge
7530106	7530206	UP #4014/Excursion	N
7540140	7504014	UP/Promontory #4014	N
7530100	7530200	UP #4004 Preservation	N
7530101	7530201	UP #4005 Preservation	N
7530102	7530202	UP #4006 Preservation	N
7530103	7530203	UP #4012 Preservation	N
7530104	7530204	UP #4017 Preservation	N
7530105	7530205	UP #4018 Preservation	N
7530107	7530207	UP #4023 Preservation	N
7530108	7530208	UP #4002 Wartime Era	N
7530109	7530209	UP #4011 Wartime Era	N



Excursion Version



Great Race to Promontory Version



Preservation Version



Wartime Era Version



New Features for DRGW F9 A/B:

- First time with all-new LED lighting
 - First time sound version offered
 - First time with late era nose and eyebrow grabs plus nose-mounted MU receptacle
 - Rubber MU hoses for durability
- Expected release:** November 2020

EMD F-Unit Diesel Locomotive –HO gauge			
Ref. w/o sound	Ref. with sound	Description	Gauge
75G12346	75G12446	F9B , D&RGW #5763	HO
75G12345	75G12445	F9 A/B, D&RGW #5771/5762	HO
75G12347	75G12447	F9 A/B, D&RGW #5774/5772	HO
75G12333	75G12433	F7A, MILW #69C	HO
75G12334	75G12434	F7 A/B, MILW #70C/68C	HO
75G12335	75G12435	F7 A/B, MILW #118A/119B	HO
75G12336	75G12436	F7A, SP #6378	HO
75G12338	75G12438	F7A, SSW #947	HO
75G12337	75G12437	F7 A/B, SP #6382/8295	HO
75G12339	75G12439	F5A, NP #6051A	HO
75G12340	75G12440	F7 A/B, NP #6015A/6015B	HO
75G12341	75G12441	F7 A/B, NP #6019A/6019B	HO
75G12342	75G12442	F7A, BN #710	HO
75G12343	75G12443	F7B, BN #737	HO
75G12344	75G12444	F7 A/B, BN #752/717	HO



ICC Caboose with LED Lighting – HO gauge			
Ref. w/o sound	Ref. with sound	Description	Gauge
75G78500	75G78300	CB&Q #13592	HO
75G78501	75G78301	CB&Q #13601	HO
75G78502	75G78302	CB&Q #13614	HO
75G78503	75G78303	CB&Q #13632	HO
75G78504	75G78304	FW&D #154	HO
75G78505	75G78305	FW&D #157	HO
75G78508	75G78308	SAL #5605	HO
75G78509	75G78309	SAL #5677	HO
75G78510	75G78310	SAL #5601	HO
75G78511	75G78311	SAL #5632	HO
75G78506	75G78306	P&WV #851	HO
75G78507	75G78307	P&WV #854	HO
75G78516	75G78316	UP #25520	HO
75G78517	75G78317	UP #25534	HO
75G78518	75G78318	UP #25555	HO
75G78519	75G78319	UP #25566	HO
75G78512	75G78312	UP #25506	HO
75G78513	75G78313	UP #25535	HO
75G78514	75G78314	UP #25540	HO
75G78515	75G78315	UP #25574	HO

Historical background:

Perhaps one of the most recognisable icons of American railways, the caboose completed the train. Caboose provided shelter for the rear-end crew. From the cupola or bay windows, the crew could keep a lookout for shifting loads, damaged equipment, and overheating axles. As rail cars became larger in the late 1950s and early 1960s, there was a real need for cabooses to have greater visibility for the crew. In the extended-vision or wide-vision caboose, the sides of the cupola project beyond the side of the car body. This model was introduced by the International Car Company and saw service on most US railways.

Model features:

- Equipped with LED light
- Available with or without Tsunami sound
- CB&Q & UP versions feature sliding cupola side windows
- UP 1960s era feature billboard safety slogan
- All models feature highly detailed end platforms and ladders

Expected release: August 2020



#wirmodellbahner – Because We Love Our Shared Hobby!

With the “Wir Modellbahner” (or “we railway modellers” in English) campaign, manufacturers of model trains and accessories are setting an example for our shared hobby. No matter how many people sneered at it, we always knew that model railways were cool!

Tough guys, artists, precision mechanics, makers, storytellers and the inner child: they are all enthusiastic railway modellers! Rock legend Rod Stewart recently “outed” himself: he has been building his layout for 26 years!

The variety integral to the hobby, interesting stories, great people and much more information for beginners and dyed-in-the-wool railway modellers can be found at:

www.wirmodellbahner.de

We hope you enjoy discovering our shared hobby!



Get to Know Us in Person!

Shows

We will be exhibiting at these fairs in 2020:

- **On traXS, Het Spoorwegmuseum, Utrecht, Netherlands**
13th – 15th March 2020
- **Lleida Expo Tren, Lérida, Spain**
14th – 15th March 2020
- **Creativa, Dortmund (only NOCH kreativ)**
18th – 22nd March 2020
- **Intermodellbau, Dortmund**
23rd – 26th April 2020
- **Wangener Welten, Wangen im Allgäu**
1st – 3rd May 2020
- **Hobby Model Expo, Novegro, Italy**
25th – 27th September 2020
- **modell-hobby-spiel, Leipzig (NOCH and NOCH kreativ)**
2nd – 4th October 2020
- **Spiel, Essen (only Ziterdes)**
22nd – 25th October 2020
- **Modellbau-Messe, Vienna, Austria**
23rd – 26th October 2020
- **Eurospoor, Utrecht, Netherlands**
30th October – 1st November 2020
- **HOBBY POZNAN, Poznań, Poland**
14th – 15th November 2020
- **Warley Show, Birmingham, England**
28th – 29th November 2020

Find additional information about show participation at www.noch.com

Seminars

Get to know the world's most wonderful family hobby with your child or grandchild!

• 2-Day Parent & Child Seminar

With professional guidance, you will work together to create a diorama and gain model landscaping skills, which together enable you to build your dream model railway at home. Including materials, food and plenty of fun for young and old!

Dates:

- 16th – 17th April 2020
- 4th – 5th June 2020
- 6th – 7th August 2020

Suitable for 2-person teams consisting of a parent or grandparent and a child or grandchild aged 7 – 14.

Seminar fee: €229 per team

Registration is mandatory. Sign up now via www.noch.com! We look forward to meeting you!

Please note: the number of participants is limited. All seminars take place on site in Wangen im Allgäu. The complete list of seminars, further info on the seminars and ways to register can be found at www.noch.com

NOCH symbols



Laser-Cut Products



3D Printing Products



micro-motion



micro-sound



hand-painted

- 1 1 gauge • scale 1:32
- 0 0 gauge • scale 1:43
- HO HO gauge • scale 1:87
- TT TT gauge • scale 1:120
- N N gauge • scale 1:160
- Z Z gauge • scale 1:220

Your NOCH Dealer:



... wie im Original

NOCH GmbH & Co. KG
Lindauer Straße 49
D-88239 Wangen im Allgäu
Tel.: +49 - 75 22 - 97 80-0
Fax: +49 - 75 22 - 97 80-80
E-Mail: info@noch.de
www.noch.de • www.noch.com
 [www.noch.de / facebook](http://www.noch.de/facebook)
 [www.noch.de / youtube](http://www.noch.de/youtube)